

“Resetting” Member Login Password

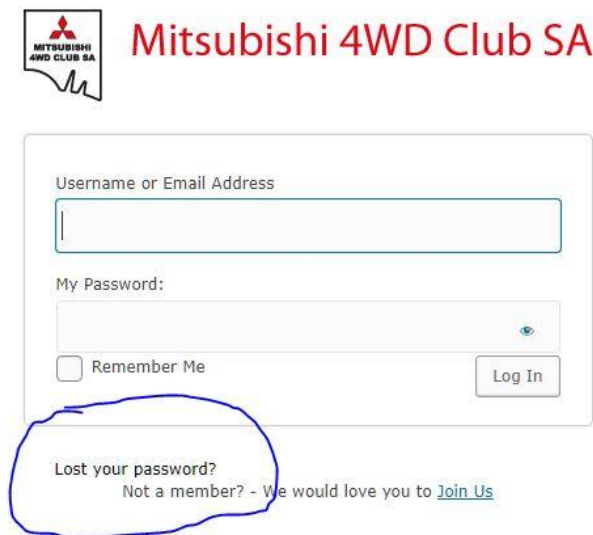
We’ve All done it . . . Forgotten or Lost a Website Password !!

Thankfully most sites have a “Workaround” process, and the Club’s Website has also . . . so for the Benefit of Members, the method is outlined below.

STEP 1 : Click on EITHER of “Member” Buttons on Home Page

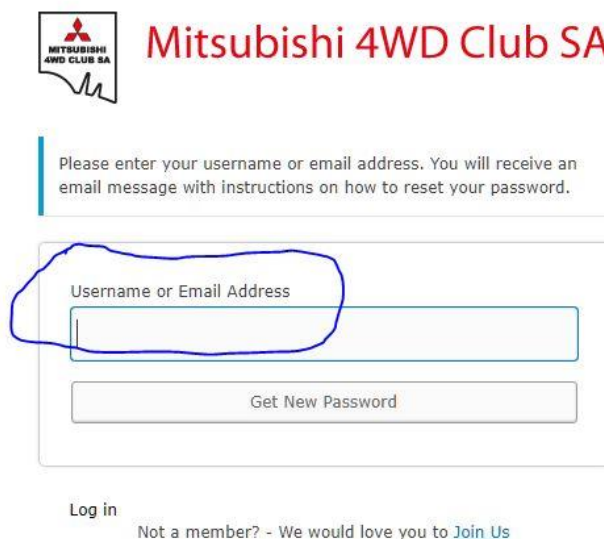
STEP 2 : On the Login Page that opens . . .

- a) Enter your “Username” (generally your Member Number) **OR** your Email Address in the TOP Box **
- b) Click on the “Lost your password” Text, shown below.



STEP 3 : This will generate and Email to your Registered email address with a “Link” to the Password Reset address for Your Account.

**** IF NO Email is generated it May be that you are now using a Different Email to when your Web Access was Setup . . . In which case email details to <mailto:website@mitsi4wdsa.org.au>**



STEP 4 : Check your Email Account and Click on the “Link” provided in the message . . . This will take you to the RESET Page.

NOTE : A Random “Strong” Password is displayed, along with some guidance around password security. You can Opt to use the suggestion (but be sure to Take a Copy for future Use) . . . OR you can Type your own Preferred password into that area. (Refer below)
CLICK : “ Reset Password” button



Mitsubishi 4WD Club SA

Enter your new password below.


New password

s%dPx|Oq0uX)1k%j

Strong

Hint: The password should be at least twelve characters long.
To make it stronger, use upper and lower case letters,
numbers, and symbols like ! " ? \$ % ^ &).

Reset Password



Mitsubishi 4WD Club SA

Enter your new password below.

New password

MyChoice1234

Medium

Hint: The password should be at least twelve characters long.
To make it stronger, use upper and lower case letters,
numbers, and symbols like ! " ? \$ % ^ &).

Reset Password

Final Note : If you just want to do an “ad-hoc” Change to your Existing Password you can do that via the “Edit Password” Item in the Members Section Menu, once Logged On.